



Steel Colors for Lester Buildings

These swatches are representative only and are limited by printing and viewing conditions.
For a better representation, look at actual painted metal color samples, available from your local dealer or rep.



Snow White *




White Sand *



Rawhide *



Regal Red *
available on 26 gauge steel only



Bone White *




Sandstone *



Earth Brown *




Barn Red *




Pewter Gray *




Clay *



Antique Brown



Burgundy



Quaker Gray




Slate Blue *



Colony Green *



Metallic Copper *
available on 26 gauge steel only



Black



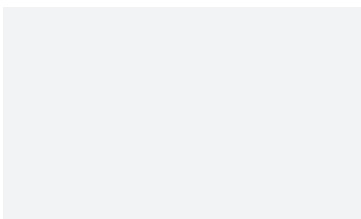
Dark Blue



Evergreen *



Metallic Champagne *
available on 26 gauge steel only



Liner White *



Unpainted Galvanized



*** Meets Energy Star
reflectivity standards.**

Colors and components featuring colors are subject to change without notice. Custom steel panel colors available upon request. Must meet minimum square feet requirement. Rev. 6-2014

LESTER
BUILDINGS
Let's plan for excellence.